



## Main

Range of product	Harmony Electromechanical Relays
Series name	Miniature
Product or component type	Plug-in relay
Device short name	RXM
Coil interference suppression	Without
Utilisation coefficient	20 %
Sale per indivisible quantity	10

## Complementary

Contacts type and composition	2 C/O
Contact operation	Standard
[Uc] control circuit voltage	24 V AC 50/60 Hz
[Ithe] conventional enclosed thermal current	5 A at -40...55 °C
Status LED	With
Control type	Without push-button
[Ui] rated insulation voltage	250 V conforming to IEC
[Uimp] rated impulse withstand voltage	3,6 kV during 1.2/50 µs conforming to IEC 61810-7
Contacts material	Silver alloy (Ag/Ni)
[Ie] rated operational current	5 A (AC-1/DC-1) NO conforming to IEC 2,5 A (AC-1/DC-1) NC conforming to IEC 1 A at 28 V (DC-13) NO
Minimum switching current	10 mA
Maximum switching voltage	250 V AC 250 V DC
Minimum switching voltage	17 V
Load current	5 A at 250 V AC 5 A at 28 V DC
Maximum switching capacity	1250 VA AC 140 W DC
Minimum switching capacity	170 mW
Operating rate	<= 1200 cycles/hour under load <= 18000 cycles/hour no-load
Mechanical durability	10000000 Cycles
Electrical durability	100000 Cycles for resistive load 50000 Cycles, 1 A at 28 V, DC-13 NO
Average coil consumption in VA	1,2 AC
Drop-out voltage threshold	>= 0.15 U <sub>c</sub> AC

The information provided in this documentation contains general descriptions and/or technical characteristics of the performance of the products contained herein. This documentation is not intended as a substitute for and is not to be used for determining suitability or reliability of these products for specific user applications. It is the duty of any such user or integrator to perform the appropriate and complete risk analysis, evaluation and testing of the products with respect to the relevant specific application or use thereof. Neither Schneider Electric Industries SAS nor any of its affiliates or subsidiaries shall be responsible or liable for misuse of the information contained herein.

Operating time	20 ms between coil de-energisation and making of the Off-delay contact 20 ms between coil energisation and making of the On-delay contact
Average resistance	160 Ohm network: AC at 20 °C +/- 15 %
Rated operational voltage limits	19.2...26.4 V AC
Protection category	RT I
Test levels	Level A group mounting
Operating position	Any position
CAD overall width	21 Mm
CAD overall height	27 Mm
CAD overall depth	46 Mm
Net weight	0,033 Kg
Dielectric strength	2000 V AC between coil and contact 2000 V AC between poles 1000 V AC between contacts
Safety reliability data	B10d = 100000






## Environment

Standards	CE EN/IEC 61810-1 (iss. 2)
Ambient air temperature for storage	-40...85 °C
Ambient air temperature for operation	-40...55 °C
Vibration resistance	3 gn, amplitude = +/- 1 mm (f = 10...50 Hz)operating conforming to EN/IEC 60068-2-6 6 gn, amplitude = +/- 1 mm (f = 10...50 Hz)not operating conforming to EN/IEC 60068-2-6
IP degree of protection	IP40 conforming to EN/IEC 60529
Shock resistance	10 gn for opening conforming to EN/IEC 60068-2-27 5 gn for closing conforming to EN/IEC 60068-2-27

## Packing Units

Loại đơn vị của Gói hàng 1	PCE
Số lượng Đơn vị trong Gói hàng 1	1
Trọng lượng Gói hàng 1	37 G
Chiều cao Gói hàng 1	4,1 Cm
Chiều rộng Gói hàng 1	2,1 Cm
Chiều dài Gói hàng 1	2,8 Cm

## Offer Sustainability

Sustainable offer status	Green Premium product
REACH Regulation	 <a href="#">REACH Declaration</a>
REACH free of SVHC	Yes
EU RoHS Directive	Pro-active compliance (Product out of EU RoHS legal scope)  <a href="#">EU RoHS Declaration</a>
Toxic heavy metal free	Yes
Mercury free	Yes
RoHS exemption information	 Yes
China RoHS Regulation	 <a href="#">China RoHS Declaration</a>
Environmental Disclosure	 <a href="#">Product Environmental Profile</a>

## Contractual warranty

Warranty	18 months
----------	-----------

Product Life Status : **Commercialised**